



Joan's Jibberish!




It's hard to believe that my Jibberish is ending! I have enjoyed being your President for the past two years and look forward to taking a step back and supporting Julie Glinsbockel as she takes over the reins of President. Do I dare say that we (the executive) have had some fun challenges over the past two years but none that were remarkable or memorable! Julie, you will have excitement in your new role!

We still have a few vacant positions to fill for next year. If you feel like having more fun than usual, step up and join the fun! Remember, our Guild doesn't run itself, we need volunteers to help make it run smoothly. If you are new to the Guild, it is never too early to get involved and it is a great opportunity to meet new people. Personally, I am glad that I got involved and have held five different positions in the 13 years that I have lived here in Vernon. I have loved every position and have learned a lot along the way. It has been a fun path and I thank you all for making the President's role fun for me. So come on, step up and have some fun!! It is always good to have new ideas from new people to keep things interesting.

As summer is upon us and we are winding down our quilting year, we get to celebrate it with our final PICNIC!! I LOVE picnics – always so much fun and good food, laughter and games.

So remember, keep on quilting while enjoying the sunshine! Love you all.



Lost Your Foot?

This plastic/rubber foot was left in the Multipurpose Room a few weeks ago. No one has claimed it yet, but that might be because you're not aware it's missing! Have a look at any equipment you may have had at Guild recently and if you discover this is your foot, you can claim it, but please do so pretty soon! Check with Joan for where it is waiting for you.

JUNE Events

(Check our online
Calendar for updates)

June 1:

Guild Business Meeting &
Annual General Meeting

June 8:

"Picnic at the Church"
Potluck Luncheon

June 12:

Classics Subgroup



**Have a great
and safe
summer!
See you at
Guild,
Sept. 7th!**

Guild Meeting Days:

doors open at 9:00 am
meeting starts 9:30am

Subgroups and Classes:

doors open at 8:45am
for setup, ending 3:00pm



*Please remember,
our meetings and
classes have been
designated as
fragrance-free.*

Guild Positions

by Julie Glinsbockel, Vice President

I would like to thank two Newcomers, Helen Eggen and Cindy Kistner for volunteering to take charge of **Show and Tell**. Thank you also to Deborah Brown for taking on the **Newsletter**.

We still looking for some one to take on **Communication**. This person sends emails to the members at the request of either the President or Vice President. Hopefully someone will step up at our meeting in June, or at our first meeting in September.

Thank you to all the current committee heads and volunteers for your work this past year.



Fidget Quilts - Update

Submitted by Val Tucker

One definition of Fidget Quilts: "A fidget blanket is a lap-size quilt that provides sensory and tactile stimulation for restless hands... perfect for anyone who gets a settled feeling by keeping their hands busy."

This project was undertaken after our Guild received a request for about 22 Fidgets from Laura Masini Pieralli, school counsellor at W. L. Seaton School in Vernon.

Fidgets can either be made into small lap quilts to be draped over the arm of a chair, or into huggable cushions. If you are interested in creating a Fidget, there are various websites for suggestions, photos and videos, as well as photos on the VSSQ website.

Since no deadline was given, donations will be collected in September and into the fall to take to Seaton School.

Thank you to all our VSSQ members who have donated fabric, cushions and various odds and ends. Thank you for creating – to date – almost a dozen lap quilts and four cushions.

Photo at right is a Fidget using bright quilting flannel, buttons, zippers, Velcro and ribbon.

For more information contact Val Tucker or Catherine Henderson.



Fall Retreat

by Julie Glinsbockel

Fall retreat has been booked at Gardom Lake Bible Camp for October 23 to 26, 2023. Cost should be \$300 per person and registration will be at our first meeting on September 7, 2023. Registration is on a first come/first served basis and payment must be made at the time of registration. It can be by cash, cheque, e-transfer or by using the Cube. Should you find it necessary to cancel, you are responsible for finding someone to take your spot unless there is a waiting list. The money for the retreat is non refundable except in special circumstances.

Retreat is a great way to meet other VSSQ members, eat great food, exchange ideas etc. If you have never attended a retreat, consider going – it is a lot of fun and there are no dishes or cooking to do!!!

Batik Corner Fabric

Large Selection of Batik Fabric
QuiltWorx Certified Shop
Onsite Longarm Service

Endy Turner

14450 Middlebench Rd. ,
Lake Country, BC V4V 2B9

Wednesday and Friday 10am-4pm



Pattern Information

Submitted by Susan Pliszka

I showed my large daisy quilt at Show and Tell on May 4th, and some members were asking me what the pattern was called. I could not remember at the time, but it is: **"Garden Party" by Laura Heine.**

Thank You!

submitted by Ester Pitt

On behalf of Yvonne Wood, I would like to thank all the quilters who made purchases from her estate sale at the May 18th Garage Sale. Your generosity was much appreciated.

Thank You!

from Your Editor

I'd like to express my appreciation for all the submissions, suggestions, stories and comments I've received over the past four years as Editor of the Guild's newsletter. It's been a pleasure and a privilege to be the voice of VSSQ in some small way and to aim to reflect all that is great in this group of warm and creative people.

A Fond Farewell

Hello to all my VSSQ members. I've really enjoyed my membership in the Guild but now I'm moving to Alberta – Grande Prairie – where I lived before moving in 2006. However, I will maintain my membership in VSSQ just because! Sorry I didn't get to say goodbye to all my many friends. Please message me, or even better come north on a road trip. I may even get back to the Okanagan to a retreat!!

Mary Ellen MacGregor

A Big Thank You!

from Your Community Care Team

Thank you to all members of VSSQ for your fantastic support over the past year. Thank you for coming to our sewing days, cutting fabric, assembling kits, making quilts, quilting quilts and sorting out our Community Care "stash". Many hands make light work!

*Betty Dobson, Joyce Evanishen,
Lynda McGarvie, Debbie MacLeod*



(Both Ventures Inc.)

**Come see us for all your quilting needs.
We carry Olfa and Omnigrid.**

**Fabricland Vernon:
5509 24th St. 250-542-0338**

**Fabricland Penticton:
392 Skaha Lake Rd 250-493-7377**

Seashell Quilts – APQS Kelowna

Longarm Quilting Services –
APQS Sales

250-768-4763

www.seashellquilts.com



QUILT FOREVER!





Getting to Know You...

Nancy Bradley, Webmaster and Retiring Newsletter Editor

Well, I never expected to be the subject of this column – I had picked a victim and she'd agreed, but life happens as we know and she was ultimately unable to juggle her load for this purpose, so you will be reading about me (due to my husband's suggestion)!

I was born in Ontario, but spent most of my life in the Montreal area. I don't understand how I got to be this age before I discovered the joys of quilting. I had been sewing from my very early teens, learning on my Mom's/Grandma's treadle machine. I made mostly clothing, with

the notable exceptions of a mainsail and jib for a small sailboat I helped my Dad build years ago. When I first graduated from college and got a starter job, the first purchase I made was a brand new mechanical/electric sewing machine in a nice cabinet. I sewed with this machine for decades, even producing my own wedding dress plus my husband-to-be's tuxedo suit. This was back in '75 when styles were so different, and we made a really cute couple in our retro looks.

All through the years of more studying and working, I continued to sew as time permitted between two more degrees and more demanding jobs. When our daughter came to us at age four, I delighted in making her halloween costumes which she was thrilled to wear, especially since she won first prize at school one year for a milkmaid outfit.

Circumstances changed for us for several reasons, and in 2002 we decided to make the move to the Okanagan – a place we had enjoyed seeing on our honeymoon roadtrip to the west coast. We settled in Vernon and it has truly been the valley of love and delight as a favourite poem of mine describes. The plan was to be semi-retired for several years until we could finally transition to full retirement in about 2010. It was a few years later that I started to become aware of quilting, and the existence of VSSQ. I started to "quilt" on my own with no instruction other than what I could find online, using my good old mechanical machine, and was determined to make it work for free motion – a big attraction for me. I did make it work, sort of, with an elastic band tied around a hopping foot, but my husband finally convinced me I needed to buy a new machine that could handle what I wanted to do. This was when the adventure truly started... a Janome 8200 and a membership in VSSQ in 2015.

I've been pretty prolific in making quilts of various sizes and for various purposes. I'm starting to slow down a bit now, but there is no danger of me stopping any time soon – I have the free motion bug big time! It must be the graphic designer in me that relates to the colours, shapes and patterns that piecework and quilting offer with so much potential for creativity. My future quilting adventures will probably include creative ways to reduce my stash of bits of fabric, plus exploring more ways to incorporate free motion into quilts with my new Janome M7 (yum!).

I've truly enjoyed being able to contribute to the Guild with website and newsletter work, and hope to be an active member for many years to come. Quilters are the BEST!

Caring



If you know of a Guild member who has lost a member of their family, or has been ill, please let Evelyn Reitsma know so she can send a caring card on behalf of all of us.



Offering workshops in unique mystery locations. You will be notified of the location the day prior to the workshop. Contact Susan at 250-308-6635 or quiltinghereandthere@gmail.com

Quilting Here & There

A Twist on Mystery Quilts

**Next set of Workshops
out in September**



Attention Crocheters

Want to add an easy crocheted "mobius" infinity spinner toy to your fidget quilt? Check out this video by Mary Beth Temple:

www.freecrochettutorials.com/tutorials/how-to-crochet-a-pocket-sized-fidget-toy

By the Yard®

by Jennifer Lopez

www.bytheyardcomics.com




Courtesy of Evelyn Reitsma

For Sale...

Four of Lorraine Johnson-Brotsky's sewing machines are available for sale. All have been serviced by Hector over the years – he assessed the machines a few months ago and said they were all in fine working order and immaculate condition. Asking prices:

- A.** Center Hemmer CM 2005 - \$375 includes manual and 18 replacement needles
- B.** Janome Serger 4DX - \$250
- C.** Juki Industrial straight sew DDC 8700 with table - \$700 includes multiple accessories, presser feet, tools, bobbins
- D.** Pfaff Creative 1469 portable - \$350 includes manual, several accessories, needles, bobbins

Each portable machine has a custom built table that is available to go with them if desired. Multiple other sewing related items are also available: thread, patterns, all manner of notions/supplies, pressing hams, etc. If interested please email or phone Dave. Email: davebrotsky@shaw.ca Phone: 250-307-4930



FINDLAY'S Vacuum and Sewing

We **SERVICE & REPAIR**
Sewing Machines & Vacuum Cleaners

ANDRE'S PLAZA, next to Village Green Mall
250-549-2730

www.findlaysvacuumandsew.com

On site repairs to all makes & models. We sharpen scissors.

DEBBIE MACLEOD QUILTING

Longarm Machine Quilting

2804A - 45 Ave.
Vernon, BC V1T 3N4
www.requiemquilting.com
quiltloverdebbie@netscape.net
250-503-7465



Affordable Creativity!
Studio open by appointment only



Happy Birthday to our VSSQ June and July Babies!

August Birthdays will be listed with September's.

June 3	Helen Brandt
June 3	Myrna Giesbrecht
June 7	Linda Kuraoka
June 11	Emilia Gilowski
June 13	Mattie Spencer
June 15	Ruth Hurst
July 16	Ruth Drennan
June 17	Cynthia Bate
June 18	Gloria Willms
June 21	Connie Kokonis
June 23	Ester Pitt
June 25	Maureen Bennett
June 26	Diane Nakatsui
June 26	Leslie Holm
July 7	Lina Rogers
July 8	Marven Ecker
July 9	Kate Bennett
July 12	Cindy Kistner
July 13	Ann Grant
July 13	Joanne Miller
July 15	Bren Currie
July 16	Sue Lighthall
July 16	Katie Daughtry
July 17	Coby Hamstra
July 18	Denise Langstan
July 26	Alyne Butler
July 26	Sharon Eliason
July 28	Jooanne Marsh
July 29	Sue Beaudry
July 31	Susan Irving

CHANGE OF DATE...

Due to circumstances beyond our control the date for the "Picnic at the Church" Potluck Luncheon will be moved to

June 8, 2023 ~ Time 11:00 to 2:00

Please bring your own dishes, cutlery, and cup. Also please have your food reflect a picnic. Potato chips and hot dogs will be provided.

Organized by Maggie Tomich.



Fat Quarter Draw for June



The next draw will take place during the June 8th Potluck Luncheon and the colours for that draw will be **Black and Turquoise** (dramatic and open.) As always, you will gain one entry for each fat

quarter you bring to submit for the draw, and each should be about 20" x 22" of good quality cotton. The more fat quarters you submit, the better your chance of winning more back!



*Pleasant Valley
Quilting*

#2 - 3495 Pleasant Valley Road, Armstrong, BC
250-546-0003 1-800-546-0003

Visit us at: www.pleasantvalleyquilting.com
Email: kia@pleasantvalleyquilting.com

Large selection of 108" backing fabrics to complete your quilt

Monday - Saturday 9 am - 4 pm | Closed Sundays & Holidays

More Ways to Stitch & Flip


Excerpts from a National Quilters Circle video tutorial by Diane Harris.

Stitch & flip is an easy technique where you never have to cut and sew triangles, and you never have to sew along a bias edge. The variations are many and versatile!

The first unit that can be made with Stitch & Flip is a regular **flying geese** unit, made with a rectangle and two squares. A second unit is a **square in a square** made with a large square and four smaller ones sewn onto the corners, in the same manner as for the flying geese, except you'll place two squares on opposite corners, then the other two. *Or stop with just two or even one square for different looks!*

Other options are to use a longer rectangle with two squares of the same height to create a **parallelogram**. A **snowball block** is also easily made using Stitch & Flip with a large center square and four smaller squares for the corners. Stitch & Flip is also very handy to create two **mirror image units** that otherwise may need a template. Just be careful if you have directional fabric – remember that the direction after you flip will be opposite to before. Last is the **offset center strip** unit that can be done with Stitch & Flip - *it's easy, but a bit of a fabric eater, so it's your choice whether to use this method or perhaps a strip piecing one.*

Diane offers some good tips on accuracy of marking and sewing at the end of her tutorial. Find it online by searching **National Quilters Circle, Stitch and Flip Quilt Tutorial**.



Library Update

by Rhonda Harvey

Hi everyone. Thank you all for donating to and purchasing from our library book sale on April 20th. We made \$263.15 which will be used to purchase library books and supplies. The success of that sale lies with the members and is much appreciated. A reminder – you are welcome to suggest titles or areas in our collection that you feel we need to source books for, and we will give consideration to your suggestions.

At our next meeting on June 1st, I will introduce to you nine newly purchased books as well as a number of 'new to us' books which have been donated. Also, this is the last meeting to sign out books for the summer and we will allow you to take out up to ten items for your summer enjoyment. The library will not be open on June 8th, Potluck Lunch day. Also, please return all books that are currently signed out by you, so we can complete our inventory. If it is a title you wish to have for the summer, please bring it in and renew it. Even if you are not looking to start a new quilt, please consider signing out a few books to browse through, become inspired by and just enjoy in general.



Machines, Classes, Edge to Edge Quilting, Fabric and MORE!

Guild Members save 10% off most items

Shop online CODE: GUILD-DISC or visit us in store

BERNINA
made to create

Authorized Sales & Service Depot

brother
at your side

accuquilt
better cut, easier to quilt

Cottage Quilting

www.cottagequilting.ca 250-860-1120

Hours: Mon-Fri 10am-5pm Sat 11am-4pm
110-2000 Spall Road Kelowna BC

elna
SWISS DESIGN

The Grace Company
Fine Quilting Frames

Follow us on FACEBOOK & INSTAGRAM

INNOVA
Innovative Quilting Systems



Thread & Paper Crafts Ltd
Quilting, Scrapbooking & Yarn

We carry Quilting and Scrapbooking Supplies and Yarn

Open Monday - Friday: 9 - 9
Saturday: 9 - 5:30
Sunday & Holidays: 11 - 4

#102 - 650 Trans Canada Hwy.
Salmon Arm, BC
250-833-7599
Email: threadnpaper@shaw.ca

Newcomers Report

by Rene Gutyan

Our quilting season will soon draw to a close for another year making it a time to reflect on how much excitement and fun both Shirley and I, as well as the group of Newcomers, have had this year. As the saying goes, time flies when you're having fun. This is so true! I can't believe we've completed a whole nine months of Newcomer meetings. We've welcomed more than 25 new members to the Guild, each one with varying degrees of quilting experience – from some very accomplished quilters to those who are completely new to the game. When new people attend the Guild for the first time, they are started off with the making of their name tag. Before Christmas the group also made folded bags and were instructed in the making of Dorset buttons. Christmas placemats were made for an exchange at our Christmas party. In January and February we were busy with the construction of the Newcomers bag which was displayed and modeled at a glamorous fashion show in April. Before the fashion show, we had a super time touring the quilt shops in the south Okanagan in the luxury of a chauffeur driven bus while we did activities to expand our quilting knowledge and took part in some most innovative group games for prizes and entertainment. This past two months have been spent making a "new to the group" quilt block and at our final meeting of the season we look forward to being one of the winners of enough of these blocks to make a quilt. June will be the graduation of this year's newbies. We are so pleased to see some of our graduating Newcomers stepping up to the plate and participating in the organization and running of the Guild for next season. They make a great addition to our Guild.

Paper Bag Mystery Reveal

Photos Courtesy of Catherine Hendersen

Mystery quilt-top makers exchanged their bags of goodies at the May 11th Paper Bag Mystery Reveal. How exciting it was to see the results of a fellow quilter's interpretation of what came to them in their white paper bag. Thanks to Lori Hansen for organizing such a successful project. Now we just have to wait until the fall to see the finished quilts at Show & Tell!



Quilting For You

Professional Hand-guided Machine Quilting



- Superior Thread Products Source
- Project Completion & Quilts for Sale

Susan Wilson
2905 Wood Ave.
Armstrong, BC
250-308-6635

Can't wait to see you this summer!